

## Description

The FIRE KILL™ Model Biscay Water Mist Bilge System fights bilge fires with pure water. It can be installed in bilges of up to 0,75 m height.

The Biscay fire protection system consists of 6 meters long FIRE KILL™ N-pipe stainless steel pipes 316L, with integrated miniature Low Pressure FIRE KILL™ model K1 Water Mist Nozzles. Biscay systems are fast and simple to install and requires the use of a minimum of pipe fittings. Biscay systems are delivered in 6 meter N-pipe lengths with pre-made threaded connections for FIRE KILL™ K1 water mist nozzles on two sides of the N-Pipes (A total of 24 F1 nozzles per 6m N-Pipe). K1 nozzles are supplied together with the N-Pipes ready for installation in the N-Pipes using a 13mm top spanner, after the N-pipes have been installed and flushed for impurities. The system is supplied in 6 meter length pipes and as standard 28x1.2mm size with blank ends prepared for press fittings. Together with the pipe come 16 nozzles of the type K1 each with a K-factor of 0.90 (metric).

Option: Plastic protection caps for K1 nozzles are available.



## Design and approvals

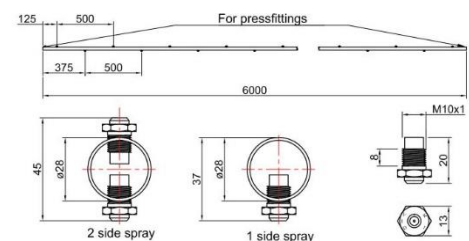
The FIRE KILL™ Model K1 Biscay system has been tested in accordance with the latest revision of the IMO MSC/Circ. 1165 for protection under bilge. The nozzle is holding MED-B, UK MER-B and TA by DNV.



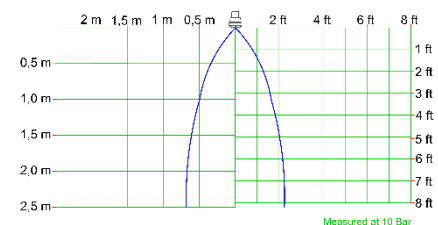
## Technical data

General Description		
Application	Bilge protection	
Specific Description		
Minimum water pressure	11 bar	
Maximum water pressure	16 bar	
K-factor (metric) 6 m pipe	21,60 (l/min@1 bar)	
K-factor (metric)	0,90 (l/min@1 bar)	
Drop size	DV90 < 300 µm	
Weight nozzle	0.007 kg	
Pipe material	AISI 316	
Nozzle Housing	SS303	
Nozzle Strainer	Stainless Steel	
Nozzle Thread	M10 x 1 mm	
Design		
Spacing (Max)	0,50 m x 1,70 m	
Installation height	Min	0,37 m
	Max	0,45 m
Hydraulic system		
Water density	7,0 mm/m2	
System operation time	> 30 min	
Other products in the system		
Name	Model	
Control valve	C-EL (DN50 / DN 80)	
Filter	Model F, DN 50 and DN80	

## Dimension



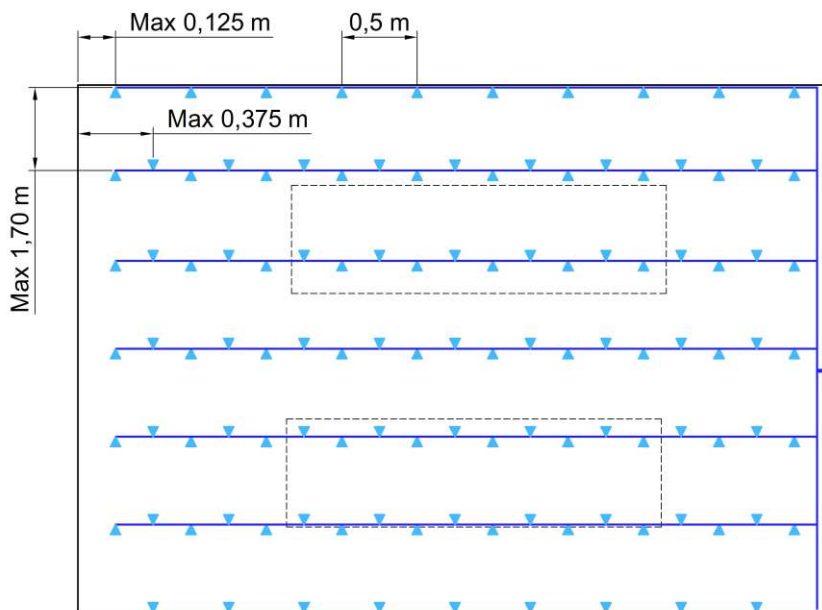
## Spray pattern



## Installations

Biscay systems should be hydraulic designed to provide minimum water pressure of 11 bars on all K1 nozzles installed in the design areas which the authorities having the jurisdictions require for bilge fire protection systems.

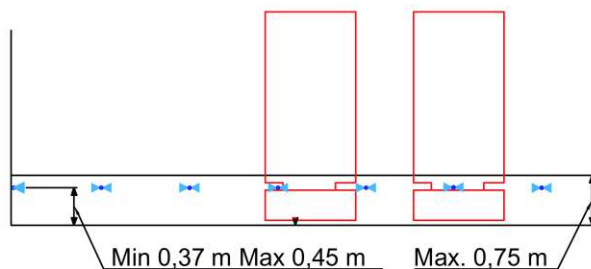
N-Pipes should be installed using hangers and fittings which complies with N-Pipes in stainless steel AISI316L. A FIRE KILL™ model F filter with sufficient capacity should fitted at the water inlet to the Biscay system. The pipe system shall be flushed for debris and impurities prior to F1 nozzles are fitted the N-Pipes. In system with nozzles having protection caps, the protection caps are fitted after the nozzle system has been functional tested.



### Caution

The K1 nozzles shall be installed in locations not containing materials which may produce violent reactions or significantly hazardous materials when reacting with water and should be installed in locations where the nozzle is not likely to sustain physical damage.

Area below floor plates



Section

## Contact

For further information on FIRE KILL™ products, please contact our sales department at [Sales@vidfirekill.com](mailto:Sales@vidfirekill.com)

VID Fire-Kill APS is not responsible for any errors or omissions, or for the results obtained from the use of this information. All information in this document is provided "as is", with no guarantee of completeness, accuracy, functionality, timeliness or of the results obtained from the use of this information.